



940nm 10W Pulsed VCSEL Diode in TO-46 Package

Part No. VCTC-940H10WA

Features

- TO-46 package
- Good thermal conduction
- Short rise time
- Oxide isolation technology
- High reliability and Easy to collimate
- 10W 940nm VCSEL @ 73A, pulse width 7.2ns



TO-46 Package

Applications

- Proximity sensor
- Laser curtain
- 3D sensor
- Range finder sensor
- 3D detection
- Scanning lidar

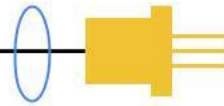
Specifications

Absolute Maximum Ratings				
Parameters	Symbol	Rating	Unit	Conditions
Case Operating Temperature	Top	-40 to 85	°C	
Storage Temperature	Tstg	-40 to 105	°C	
Reflow Soldering Temperature	Tsol	260	°C	10 seconds
Reverse Voltage	Vr	5	V	
Maximum Continuous Current	Imax	100	A	Duty cycle 0.1% max
ESD Exposure (Human Body) Model	ESD	2K	V	

Notes:

- Stresses greater than those listed under “Absolute Maximum Ratings” may cause permanent damage to the device. This is a stress rating only and functional operation of the device at these or other conditions above those indicated in the operations section for expanded periods of time may affect reliability.
- In its maximum rating diode laser operation could damage its performance or cause potential safety hazard such as equipment failure.
- Electrostatic discharge is the main reason for laser fault of the diode. Take effective precautions against ESD. When dealing with laser diodes, use wrist strap, grounding work surface and strict antistatic technology.

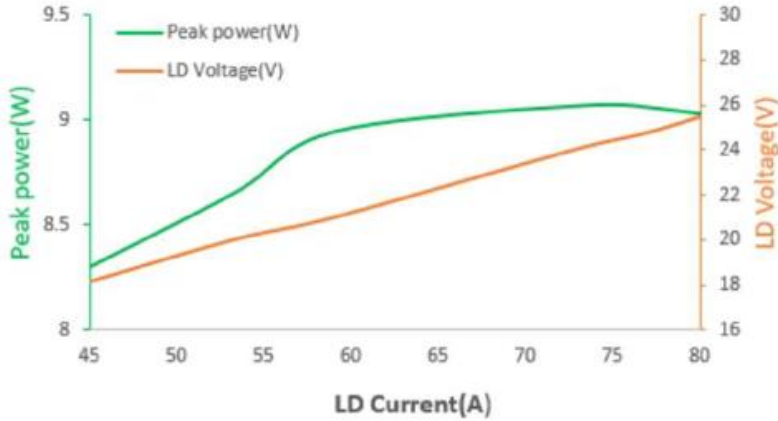
Electro-Optical Characteristics (T _{op} =25°C, Pulse width 7.2ns at 11.68 kHz)						
Parameters	Symbol	Min.	Typ.	Max.	Unit	Conditions
Optical Output Power	P _o	-	10	-	W	I _F =73A
Threshold Current	I _{th}	-	0.05	-	A	
Forward Pulse Current	I _F	-	73	-	A	
Peak Wavelength	λ _P	930	940	950	nm	P _o =10W
Laser Forward Voltage	V _F	-	30	-	V	I _F =73A
Series Resistance	R _S	-	0.41	-	Ohm	I _F =73A
Beam Angle	Θ	-	20	-	Deg	I _F =73A
Wavelength Temperature Drift	Δλ _P / ΔT	-	0.07	-	nm/°C	I _F =73A
Emission Area		-	215 x 226	-	um	
Rise Time	t _r	-	2.4	-	ns	
Soldering Temperature	Tsol	-	-	260	°C	10 seconds
Duty Cycle		-	-	0.1	%	
Substrate					CuAg	



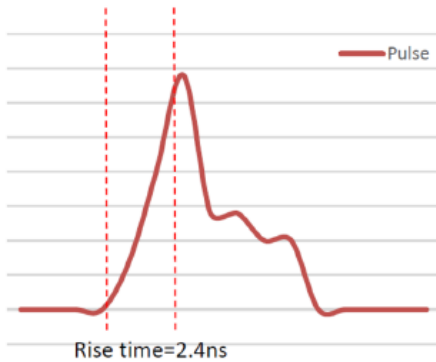
Environmental Specifications							
Parameters	Symbol	Min.	Typ.	Max.	Unit	Conditions	
Case Operating Temperature	Top	-40	20	85	°C		
Storage Temperature	Tstg	-40	20	105	°C		

Typical Characteristics

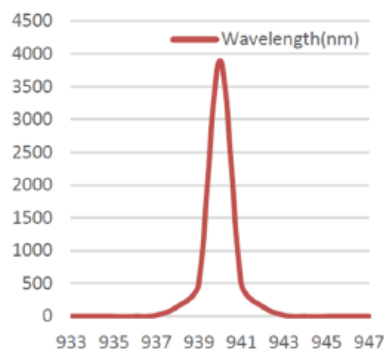
LIV Graph



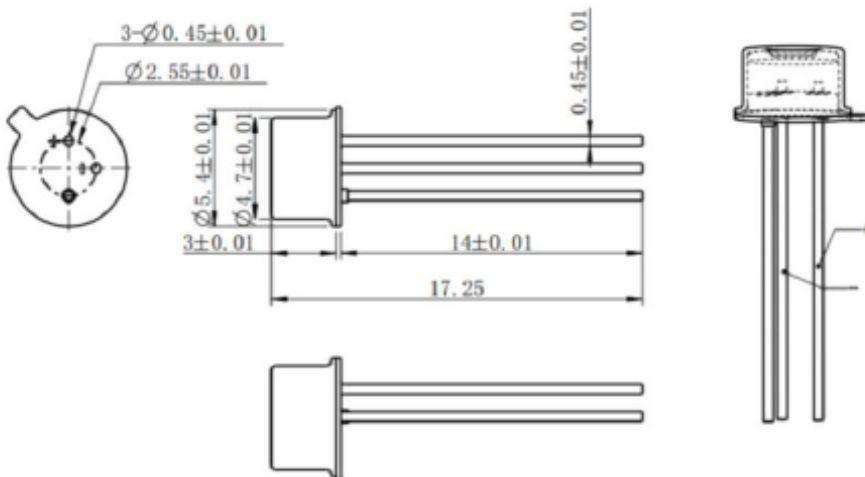
Pulse width=7.2ns

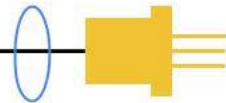


Intensity vs. Wavelength

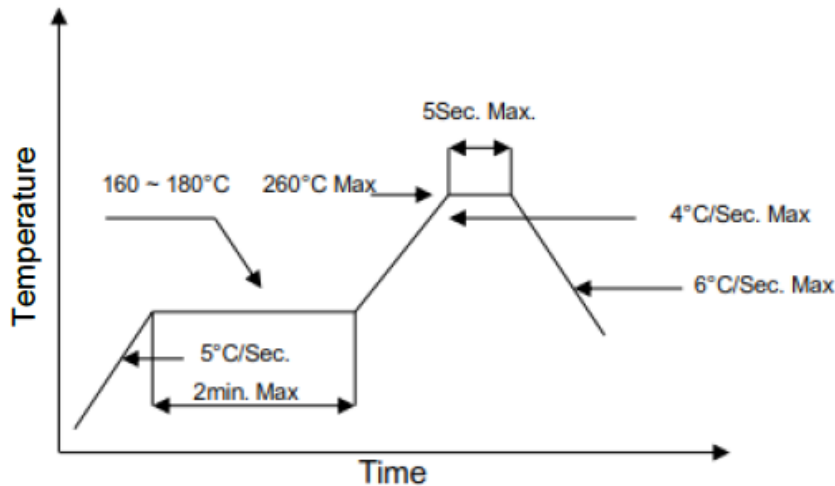


Outline Dimensions (unit: mm)





SMT Reflow Soldering Curve



Note: Reflow soldering can be operated only one time. During the temperature ramp-up, no forces may be exerted on the LD which would deform or damage them. After soldering is completed, please do not process until the product temperature ramps down to room temperature.

Additional Notes

1. Please use solder paste to cure the laser diode.
2. Please make sure that the heat of VCSEL diode has been completely conducted to metal shell to avoid affecting the optical power output.
3. This VCSEL diode can be only used in constant voltage and current.
4. Please do not aim the laser at people or animals.
5. You may observe the laser spot through an image monitoring equipment.
6. Please do not touch VCSEL diode surface by naked hands or squeeze the sealant on VCSEL diode surface. It may cause wrong optical angle and distorted laser spot, and even damage the VCSEL diode.
7. Please use ceramic suction nozzle to absorb the VCSEL diode, so as to avoid VCSEL diode sticking to the nozzle.
8. Please add a 0.02s blowing action after locating the laser diode to aluminum substrate.
9. Specifications are subject to change without notice.