

## SLMF577 Series 577nm Single Longitudinal Mode Laser System up to 300mW

### Overview

The SLMF577 series single longitudinal mode laser is ideal for applications that require a wavelength of 577nm and output power levels up to 300mW. The laser features narrow spectral linewidth, long coherent length, ultra-compact design, long lifetime, easy operating, and FDA-compliant system with driver. The laser is widely used in collimation, laser medical treatment, scientific experiment, optical instrument, laser display, laser lighting show, and many other applications.



### Specifications

<b>Model Number</b>	<b>SLMF577-XYP</b>	
Wavelength (nm)	577±2	
Operating mode	CW	
Output power (mW)	>30 ( <b>X=30</b> ), >50 ( <b>X=50</b> ), >100 ( <b>X=100</b> ), >150 ( <b>X=150</b> ), >200 ( <b>X=200</b> ), >250 ( <b>X=250</b> ), >300 ( <b>X=300</b> )	
Power stability (rms, over 4 hours)	<5% ( <b>P=A</b> ), <3% ( <b>P=E</b> ), <1% ( <b>P=D</b> )	
Transverse mode	TEM <sub>00</sub>	
Longitudinal mode	Single	
Spectral linewidth (nm)	<0.00001	
Coherent length (m)	>50	
Noise of amplitude (rms, 1Hz-20MHz)	<1%, typical <0.5%	
Beam diameter at aperture (1/e <sup>2</sup> , mm)	~2.5	
Beam divergence, full angle (mrad)	<1.5	
M <sup>2</sup> factor	<1.5	
Polarization ratio	>100:1, Horizontal ±5 degree	
Warm-up time (minutes)	<10	
Pointing stability after warm-up (mrad)	<0.05	
Beam height from base plate (mm)	45	
Operating temperature (°C)	10-35	
Dimensions of laser head (mm)	211(L) x88(W) x74(H) mm <sup>3</sup>	
Weight of laser head (kg)	1.6 kg	
Power supply		
High Power Elite Power Supply ( <b>Y=H</b> )	Input voltage	90-264VAC
	Dimensions	275(L) x145(W) x104(H) mm <sup>3</sup>
	Weight	2.3 kg
	Notes	Fixed output power
Expected lifetime (hours)	10,000	
Warranty period	10 months	
FDA Compliance	FDA CDRH Title 21 CFR 1040.10/11 Class IIIb	

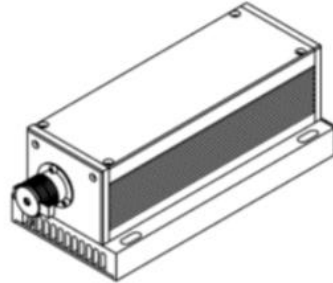

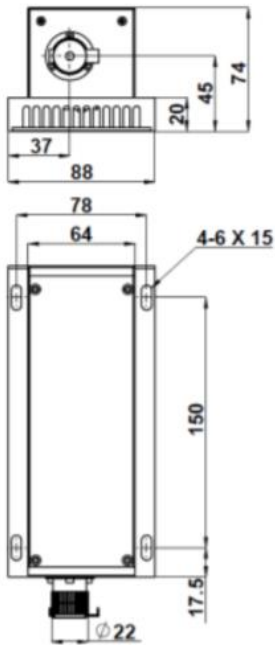
Remarks:

- Specifications of the CW laser is based on the laser performance at full power output after the specified warmup period. The stability of output power may change when output power is adjusted at a different power level.

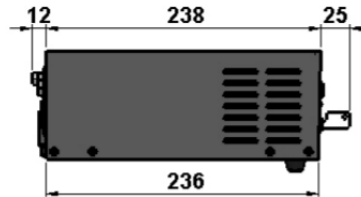
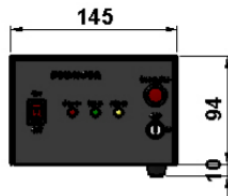


**Outline Dimensions (unit: mm)**

**Laser Head**



**Power Supply**



Note: The above specifications are subject to change without notice.