

670nm 5mW 70°C Laser Diode in TO-18 ϕ 5.6mm Package

Part No. LD670A5C17

FEATURES

- 670nm 5mW CW Index-guided InGaAlP Diode
- Package: TO-18 (dia. 5.6mm)
- Built-in photodiode for monitoring laser diode

APPLICATIONS

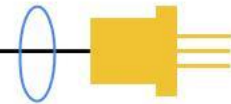
- Laser module
- Optical leveler
- Bar code reader

ABSOLUTE MAXIMUM RATINGS

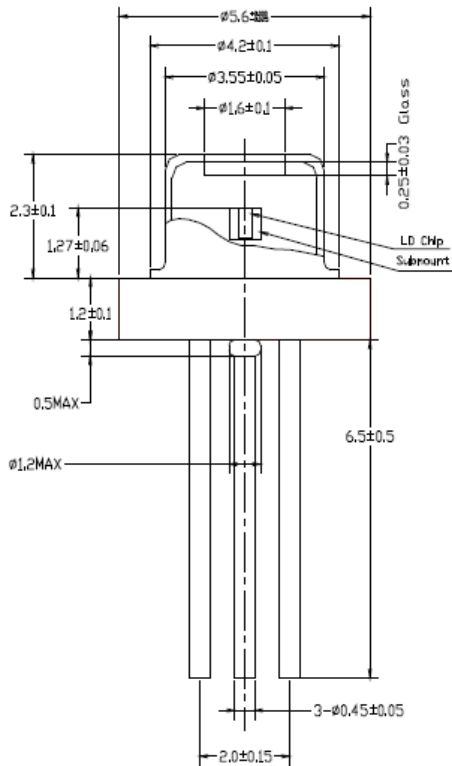
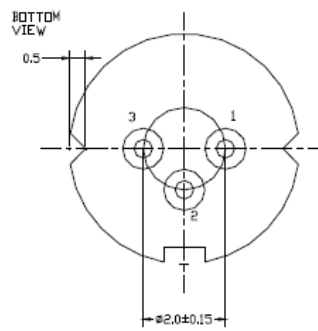
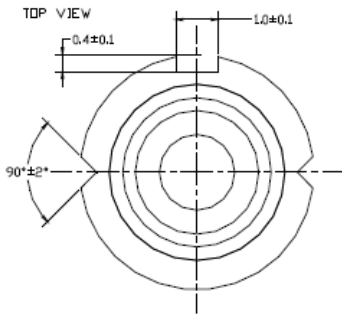
Parameter	Symbol	Condition	Rating	Unit
Optical output power	P_O	CW	7	mW
Reverse voltage (LD)	V_{RL}	-	2	V
Reverse Voltage (PD)	V_{RD}	-	30	V
Operating temperature	T_{opr}	-	-10 to +70	°C
Storage temperature	T_{stg}	-	-40 to +85	°C

ELECTRICAL AND OPTICAL CHARACTERISTICS ($T_C = 25^\circ\text{C}$)

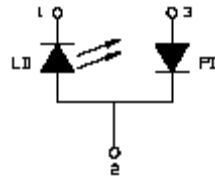
Parameter	Symbol	Min.	Typ.	Max.	Unit	Conditions
Lasing wavelength	λ_p	660	670	680	nm	$P_O = 5\text{mW}$
Threshold current	I_{th}	-	20	40	mA	-
Operating current	I_{op}	-	30	45	mA	$P_O = 5\text{mW}$
Monitor Current	I_m	0.1	0.2	0.5	mA	$P_O = 5\text{mW}$
Operating voltage	V_{op}	-	2.3	2.6	V	$P_O = 5\text{mW}$
Parallel divergence angle	$\theta_{//}$	7	9	11	deg	$P_O = 5\text{mW}$
Perpendicular divergence angle	θ_{\perp}	20	28	35	deg	$P_O = 5\text{mW}$
Parallel FFP deviation angle	$\Delta \theta_{//}$	-1.5	0	+1.5	deg	$P_O = 5\text{mW}$
Perpendicular FFP deviation angle	$\Delta \theta_{\perp}$	-2.5	0	+2.5	deg	$P_O = 5\text{mW}$
Astigmatism	As		8		um	
Emission point accuracy	$\Delta x \Delta y \Delta z$	-60	0	+60	um	



MECHANICAL OUTLINE (unit: mm)



Pin Configuration



*Other pin configurations may be available upon request.

ADDITIONAL NOTES

- Do not operate the device above maximum ratings. Doing so may cause unexpected and permanent damage to the device.
- Take precautions to avoid electrostatic discharge and/or momentary power spikes. A change in the characteristics of the laser or premature failure may result.
- Proper heat sinking of the device assures stability and lifetime. Always ensure that maximum operating temperatures are not exceeded.
- Observing visible or invisible laser beams with human eye directly, or indirectly, can cause permanent damage. Use a camera to observe the laser.
- No laser device should be used in any application or situation where life or property is at risk in the event of device failure.
- Specifications are subject to change without notice. Ensure that you have the latest specification by contacting us prior to purchase or use of the product.