

635nm 10mW 50°C Laser Diode in TO-18 ϕ 5.6mm Package

Part No. LD635A10C15

FEATURES

- 635nm 10mW Visible Laser Diode
- High operating temperature
- High reliability
- Low operating current
- MTTF (Mean Time to Failure): >18000hrs @ 25°C and >4000hrs @ 50°C
- Package: TO-18 (dia. 5.6mm)

APPLICATIONS

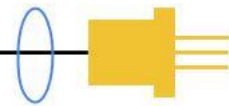
- Industrial laser markers
- Survey and engineering instruments
- High visibility LD display

ABSOLUTE MAXIMUM RATINGS

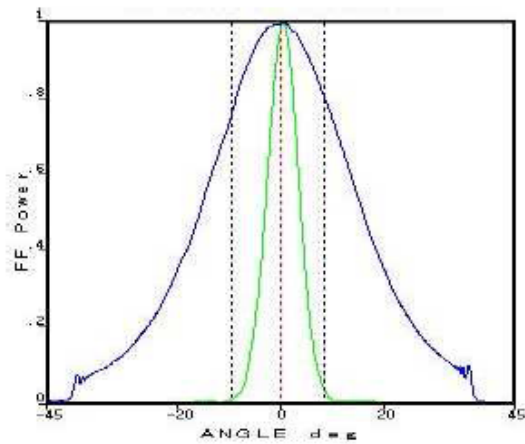
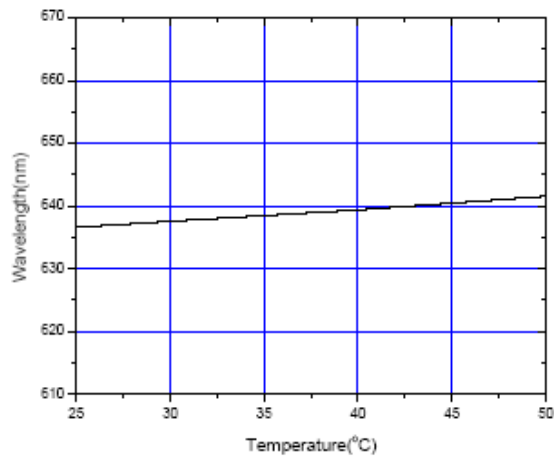
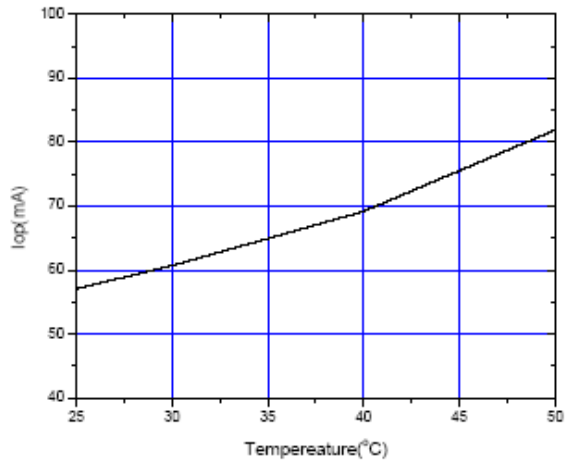
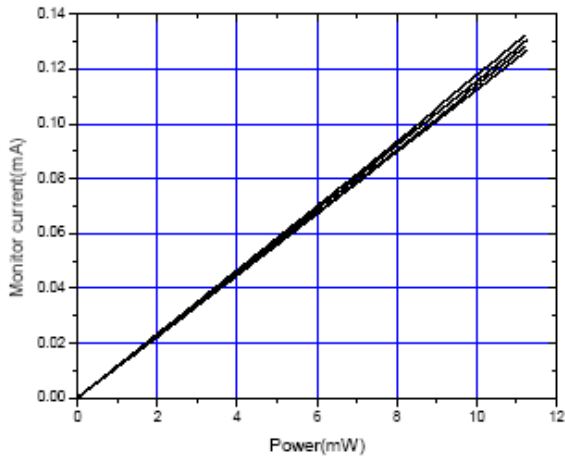
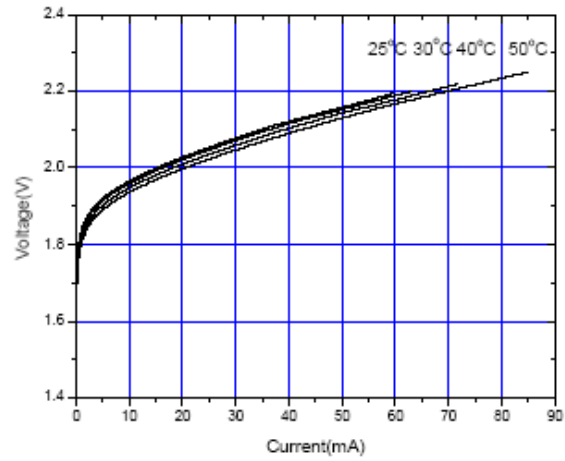
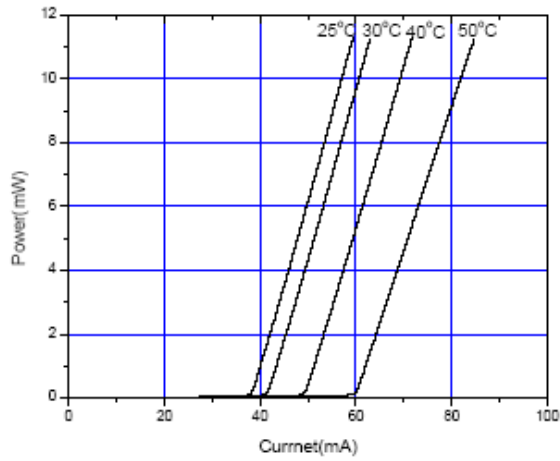
Parameter	Symbol	Condition	Rating	Unit
Light output power	P_O	CW	12	mW
Reverse voltage (LD)	V_{RL}	-	2	V
Reverse voltage (PD)	V_{RD}	-	30	V
Forward current (PD)	I_{FD}	-	10	mA
Case temperature	T_C	-	-10 to +50	°C
Storage temperature	T_S	-	-40 to +85	°C

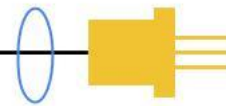
ELECTRICAL AND OPTICAL CHARACTERISTICS ($T_C = 25^\circ\text{C}$)

Parameter	Symbol	Min.	Typ.	Max.	Unit	Conditions
Peak wavelength	λ	630	637	642	nm	$P_O = 10\text{mW}$
Threshold current	I_{th}	-	35	40	mA	
Operating current	I_{op}	-	55	65	mA	$P_O = 10\text{mW}$
Operating voltage	V_{op}	2	2.2	2.5	V	$P_O = 10\text{mW}$
Differential efficiency	η	0.25	0.6	0.85	mW/mA	$P_O = 5\text{-}10\text{mW}$
Monitor current	I_m	0.05	0.12	0.5	mA	$P_O = 10\text{mW}$, $V_{RD} = 5\text{V}$
Parallel divergence angle	$\theta_{//}$	6	7.5	11	deg	$P_O = 10\text{mW}$
Perpendicular divergence angle	θ_{\perp}	30	33	40	deg	
Parallel FFP deviation angle	$\Delta \theta_{//}$	-2	0	+2	deg	
Perpendicular FFP deviation angle	$\Delta \theta_{\perp}$	-2	0	+2	deg	
Emission point accuracy	$\Delta x \Delta y \Delta z$	-80	0	+80	um	

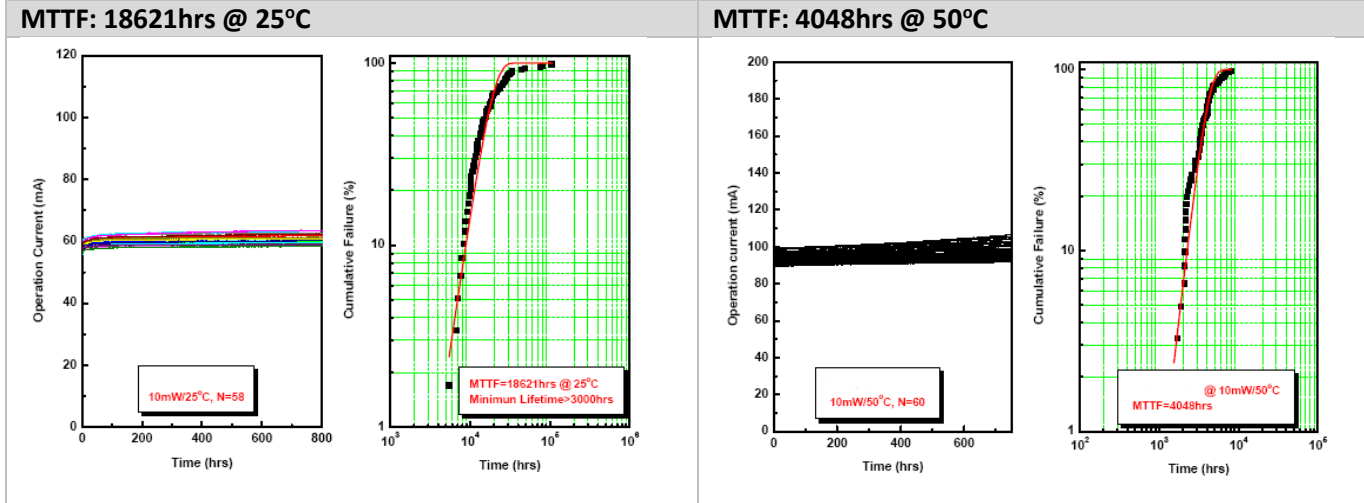


TYPICAL CHARACTERISTICS

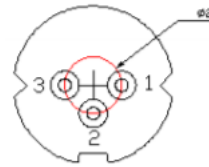
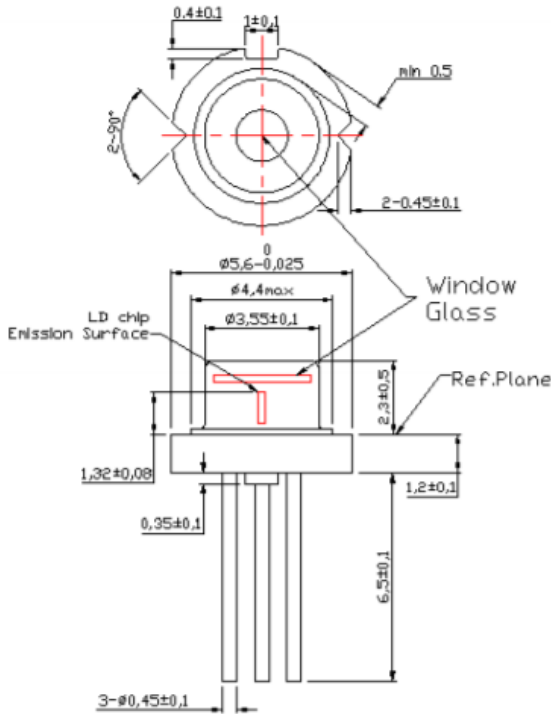




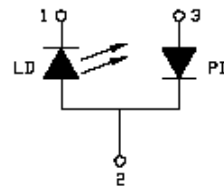
MTTF (Mean Time To Failure)



MECHANICAL OUTLINE (unit: mm)



Pin Configuration



ADDITIONAL NOTES

- Do not operate the device above maximum ratings. Doing so may cause unexpected and permanent damage to the device.
- Take precautions to avoid electrostatic discharge and/or momentary power spikes. A change in the characteristics of the laser or premature failure may result.
- Proper heat sinking of the device assures stability and lifetime. Always ensure that maximum operating temperatures are not exceeded.
- Observing visible or invisible laser beams with human eye directly, or indirectly, can cause permanent damage. Use a camera to observe the laser.
- No laser device should be used in any application or situation where life or property is at risk in the event of device failure.
- Specifications are subject to change without notice. Ensure that you have the latest specification by contacting us prior to purchase or use of the product.

Lasermate Group, Inc.

19608 Camino De Rosa, Walnut, CA 91789, USA

Tel: (909)718-0999 | Fax: (909)718-0998 | E-mail: info@lasermate.com | URL: <https://www.lasermate.com>