



HDMI Extender via 2 Multimode Fibers with LC Duplex Connector

Extends HDMI + USB + Audio Link up to 800 Meters



DESCRIPTION

Our optical extender enables HDMI, audio and USB extension up to 800 meters over duplex multi-mode fibers (OM3). Applicable for server room PC and client terminal connection, it provides a high quality and uncompressed HDMI single link video transmission; also, additional USB and audio extension are achievable. A built-in 2 ports USB 1.1 hub at remote side to allow more USB keyboard/mouse devices connection.

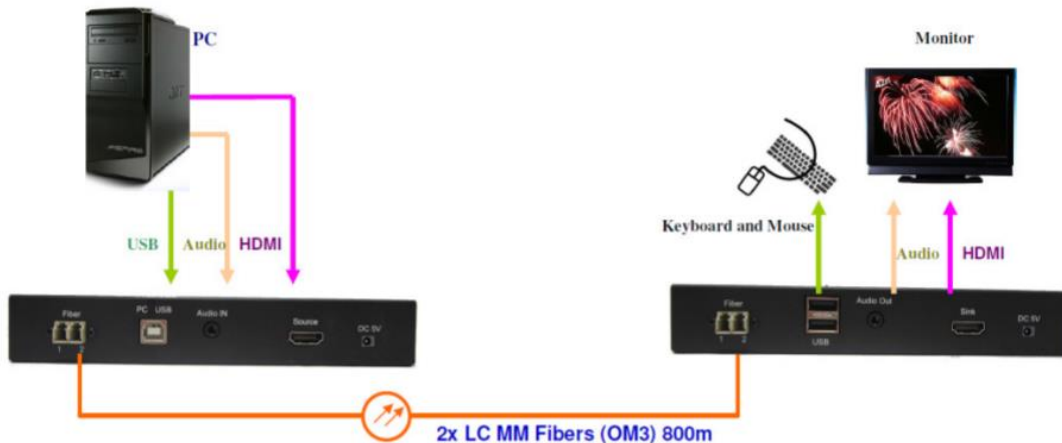
FEATURES

- Long distance HDMI, audio, and USB extension up to 800 meters (OM3 Multimode Fiber)
- Only support general USB keyboard/mouse device
- External hardware installation, plug and play. No extra driver or software required
- No RF interference by optical fiber cable
- Class 1 laser product complies with EN 60825-1

APPLICATIONS

- Keyboard, audio and mouse extension
- Remote monitor for medical, industrial, military control
- Far-end LCD monitor, projector, and plasma display connection
- Large video wall system
- Server room PC and client terminal connection

APPLICATION NOTE



ORDERING INFORMATION

PART NUMBER	PLUG FOR AC ADAPTER	Package includes:
HDMIU-TXRX-2LC-800	US Plug	<ul style="list-style-type: none">• HDMIU-TX-2LC-80x (TX module) x 1• HDMIU-RX-2LC-80x (RX module) x 1• 5V adapter x 2 Optional: EU/BS/AU Plug change kit of 5V adapter
HDMIU-TXRX-2LC-801	EU Plug	
HDMIU-TXRX-2LC-802	BS Plug	
HDMIU-TXRX-2LC-803	AU Plug	

** This product does not include optical fibers.

Lasermate Group, Inc.

19608 Camino De Rosa, Walnut, CA 91789, USA

Tel: (909)718-0999 | Fax: (909)718-0998 | E-mail: info@lasermate.com | URL: <http://www.lasermate.com>



SPECIFICATION

PARAMETER	SPECIFICATION	NOTE
Max length	800 meters	600 meters for OM2
Max resolution	1920 x 1080, 1920 x 1200	60Hz, HDMI single link
EDID support	Pseudo EDID + Clone EDID	
Audio interface	3.5mm, Sampling rate >44.1 Kbps	
USB interface	TX: USB-B Type *1; RX: USB-A Type *2	Only support keyboard and mouse device
Operating voltage	TX: DC 5V / 965mA; RX: DC 5V / 1000mA	
Optical connector	Duplex LC connector	
Recommended fiber	50/125 um multimode fiber	OM3
Operating temperature	0°C to 50°C	
Storage temperature	-20°C to 75°C	
Dimensions	TX: 180 x 120 x 30; RX: 180 x 120 x 30	L x W x H (mm)
Weight	TX: 600g; RX: 605g	

REQUIREMENTS

- HDMI PC or HDMI signal source (Transmitter)
- HDMI monitor or projector (Receiver)
- 100-240VAC 50-60Hz 0.6A electricity

ADAPTER SPECIFICATION

PARAMETER	SPECIFICATION	NOTE
Input	100-240VAC	US/EU/BS/AU plug
Output	DC 5V	3.0A
DC Jack	Inside 5V / Outside ground	

INSTALLATION

Step 1. Install TX box close to HDMI source and USB host, such as PC or NB.

Step 2. Install RX box close to HDMI sink and USB device, such as HDMI monitor and keyboard/mouse.

Step 3. Connect HDMI/USB cable from TX box to Source, and RX box to Sink.

Step 4. Connect TX box and RX box through optical fiber cable (2LC).

Step 5. Apply 5V adaptor power to TX box and RX box.

Notes:

- (1) Clean fiber connector before plugging in. The dust will impact fiber communication performance.
- (2) The length of HDMI cable should be NOT longer than 2 meters.



SELF-EDID PROGRAMMING PROCEDURE

To avoid abnormal operation of self-EDID button, please follow the below steps:

Step 1. Connect TX to monitor with HDMI cable.

Step 2. Power on monitor and DO NOT power on TX.

Step 3. Press self-EDID button then power on TX, you will see LED quick flash 10 times to indicate enter EDID setting mode.

Step 4. LED off 3 seconds then enter instruction sample mode.

Step 5. LED will flash 5 times (on 1 second, off 1 second) to sample "button press count", button press time will decide next instruction.

Step 6. LED quick flash 10 times to indicate instruction sample mode ending.

Step 7. If button press count = 3, TX will perform clone EDID from monitor.

Step 8. If button press count = 5, TX will perform reset to default EDID.


Notes:

- (1) In case you want to "reset to default EDID", press self-EDID button all time until (6).
- (2) In case you want to clone EDID, ensure (5) button press count = 3 then release button.


DIMENSIONS (unit: mm)

All dimensions are all in $\pm 0.3\text{mm}$ tolerance if not specified.

HDMIU-TX-2LC-80x (Transmitter)



HDMIU-RX-2LC-80x (Receiver)





Lasermate Group, Inc.

The Friend of Lasers



SAFETY REGULATION

CE and FCC approved.



Note: The specifications subject to change without notice.

Lasermate Group, Inc.

19608 Camino De Rosa, Walnut, CA 91789, USA

Tel: (909)718-0999 | Fax: (909)718-0998 | E-mail: info@lasermate.com | URL: <http://www.lasermate.com>