




EEDL532 Series 532nm Flat-Top Beam Laser System up to 10000mW

Overview

The EEDL532 series flat-top beam laser is ideal for applications that require a wavelength of 532nm and output power levels up to 10000mW. The non-gaussian laser features flat beam profile and even energy distribution spot. The laser is widely used in medical treatment, ultraviolet curing, fluorescence detection, criminal investigation, and scientific research.





Specifications

Model Number	EEDL532-XYZQ	
Wavelength (nm)	532	
Operating mode	CW	
Power before fiber (W)	~6 (X=6W), ~8 (X=8W), ~10 (X=10W)	
Beam distribution	Uniform speckle-free illumination	
Dimension (mm)	408x290x133	
Fiber collimator	Adjustable focus	
Standard fiber	Armored 1.5m	
Beam diameter at aperture (mm)	3 (D=3), 5 (D=5), 8 (D=8), 10 (X=10)	
Beam size with collimator	20cm beam diameter at 50cm location	
Output power	0-100%, adjustable by knob	
LED display	Diode current	
Input power	90-264VAC, 50 to 60Hz	
Cooling method	Air cooled	
Operating temperature (°C)	10-40	
Dimensions of laser (mm)	290(L)x408(W)x133(H) mm ³	
Modulation option	None (Q=0)	
	TTL	1Hz-1kHz (Q=T1), 1kHz-10kHz (Q=T2)
	Analog	1Hz-1kHz (Q=A1), 1kHz-10kHz (Q=A2)
Expected lifetime (hours)	10,000	
Warranty period	10 months	

Remarks:

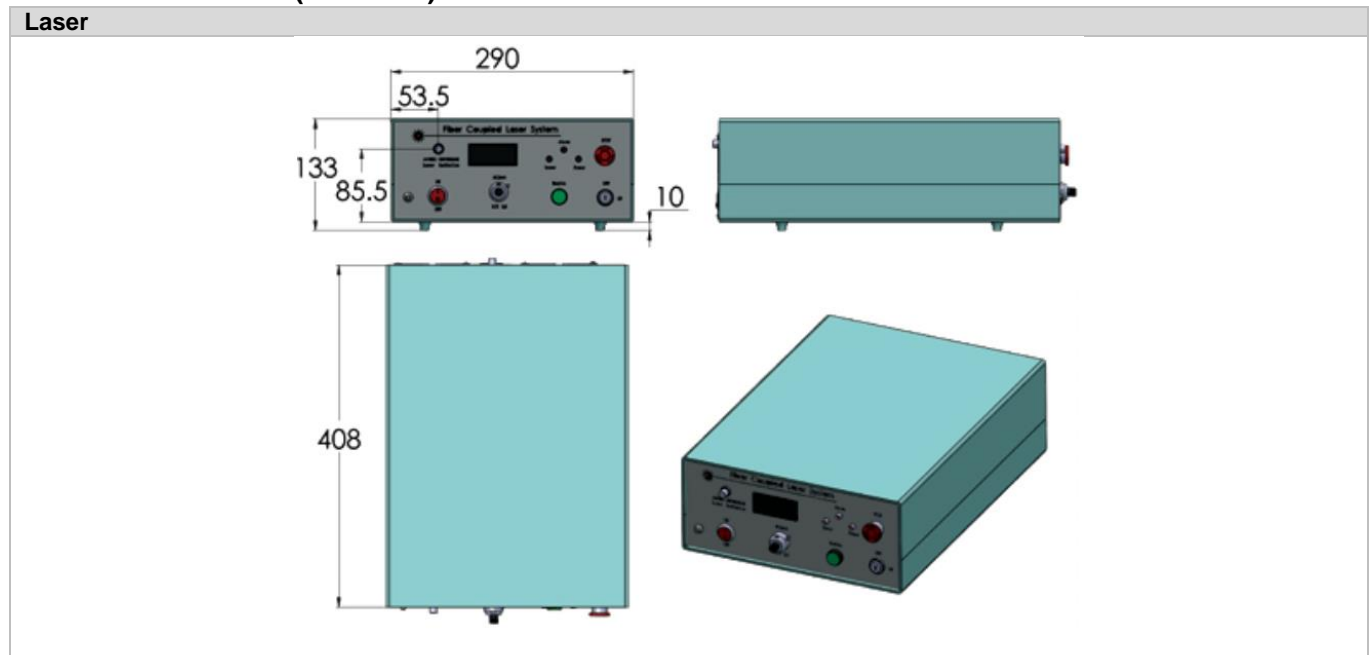
- Specifications of the CW laser is based on the laser performance at full power output after the specified warmup period. The stability of output power may change when output power is adjusted at a different power level.

Fiber Collimator with Adjustable Focus

For Beam Diameter 3mm (D=3) and 5mm (D=5)	For Beam Diameter 8mm (D=8) and 10mm (D=10)
	



Outline Dimensions (unit: mm)



Note: The above specifications are subject to change without notice.