



DPN1990 Series 1990nm CW DPSS Laser System up to 600mW

Overview

The DPN1990 series diode pumped solid state (DPSS) laser is ideal for applications that require a wavelength of 1990nm and output power levels up to 600mW. The laser features a compact design, long lifetime, easy operation, and FDA-compliant system with driver. The laser is widely used in Ho: YAG laser pumping, medical, scientific research, and many other applications.



Specifications

Model Number	DPN1990-XYZ	
Wavelength (nm)	1990±2	
Output power (mW)	>200 (X=200), >400 (X=400), >600 (X=600)	
Transverse mode	Near TEM ₀₀	
Operating mode	CW	
Power stability (rms, over 4 hours)	<5% (Z=A), <3% (Z=E), <2% (Z=2), <1% (Z=D)	
Beam diameter at aperture (1/e ² , mm)	<3	
Beam divergence, full angle (mrad)	<8	
Polarization ratio	>100:1	
Warm-up time (minutes)	<10	
Beam height from base plate (mm)	68.5	
Operating temperature (°C)	10-35	
Dimensions of laser head (mm)	245(L)×99(W) ×94(H) mm ³	
Weight of laser head (kg)	2.5 kg	
Power supply options		
High Power Elite Power Supply (Y=H)	Input voltage	90-264VAC
	Dimensions	275(L) ×145(W) ×104(H) mm ³
	Weight	2.4 kg
	Notes	Fixed output power
High Power Laboratory Power Supply (Y=M)	Input voltage	90-264VAC
	Dimensions	277(L) ×145(W) ×106(H) mm ³
	Weight	2.6 kg
	Notes	Adjustable output power
Expected lifetime (hours)	10,000	
Warranty period	10 months	
FDA Compliance	FDA CDRH Title 21 CFR 1040.10/11 Class IV	

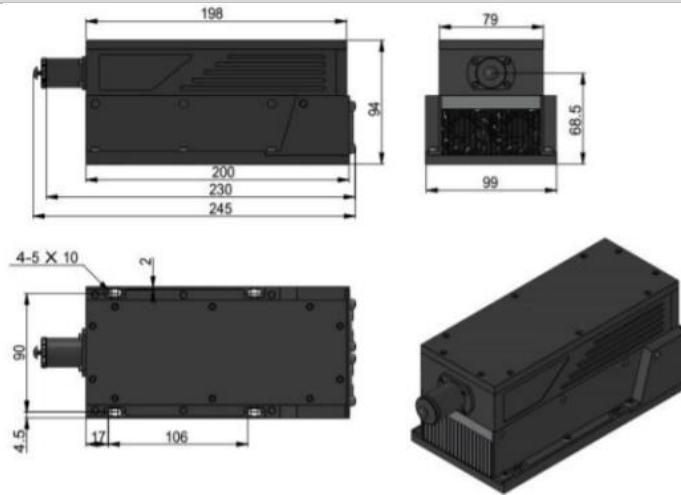
Remarks:

- Specifications of the CW laser is based on the laser performance at full power output after the specified warmup period. The stability of output power may change when output power is adjusted at a different power level.



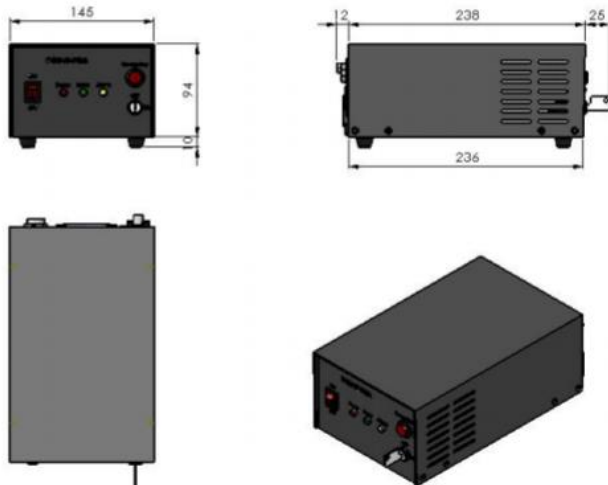
Outline Dimensions (unit: mm)

Laser Head

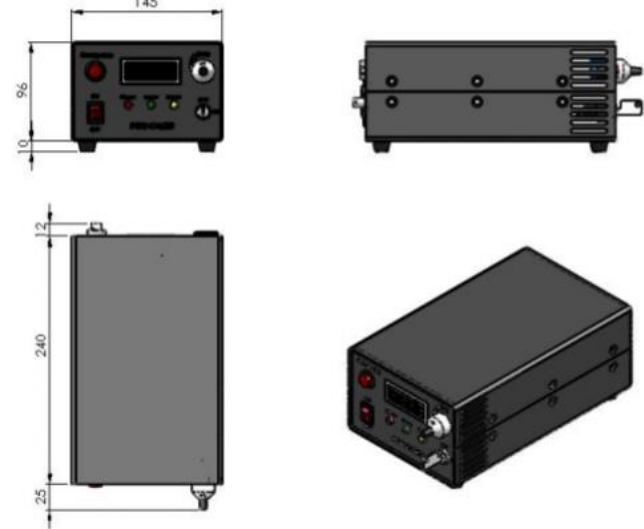


Power Supply Options

High Power Elite Power Supply (Y=H)



High Power Laboratory Power Supply (Y=M)



Note: The above specifications are subject to change without notice.