



DPN1645 Series 1645nm CW DPSS Laser System up to 1000mW

Overview

The DPN1645 series diode pumped solid state (DPSS) laser is ideal for applications that require a wavelength of 1645nm and output power levels up to 1000mW. The laser features a compact design, long lifetime, easy operation, and FDA-compliant system with driver. The laser is widely used in long-distance telemetry and ranging, laser radars, designation, and many other applications.

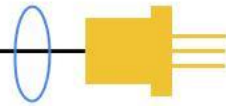


Specifications

Model Number	DPN1645-XYZ	
Wavelength (nm)	1645±1	
Output power (mW)	>100 (X=100), >300 (X=300), >500 (X=500), >800 (X=800), >1000 (X=1W)	
Transverse mode	Near TEM ₀₀	
Operating mode	CW	
Power stability (rms, over 4 hours)	<10% (Z=B), <5% (Z=A)	
Beam diameter at aperture (1/e ² , mm)	<3	
Beam divergence, full angle (mrad)	<3	
Warm-up time (minutes)	<10	
Beam height from base plate (mm)	68.5	
Operating temperature (°C)	10-30	
Dimensions of laser head (mm)	245(L)×99(W) ×94(H) mm ³	
Weight of laser head (kg)	2.5 kg	
Power supply (Y=B)	Input voltage	90-264VAC
	Dimensions	275(L) ×145(W) ×104(H) mm ³
	Weight	2.4 kg
Expected lifetime (hours)	10,000	
Warranty period	10 months	
FDA Compliance	FDA CDRH Title 21 CFR 1040.10/11 Class IV	

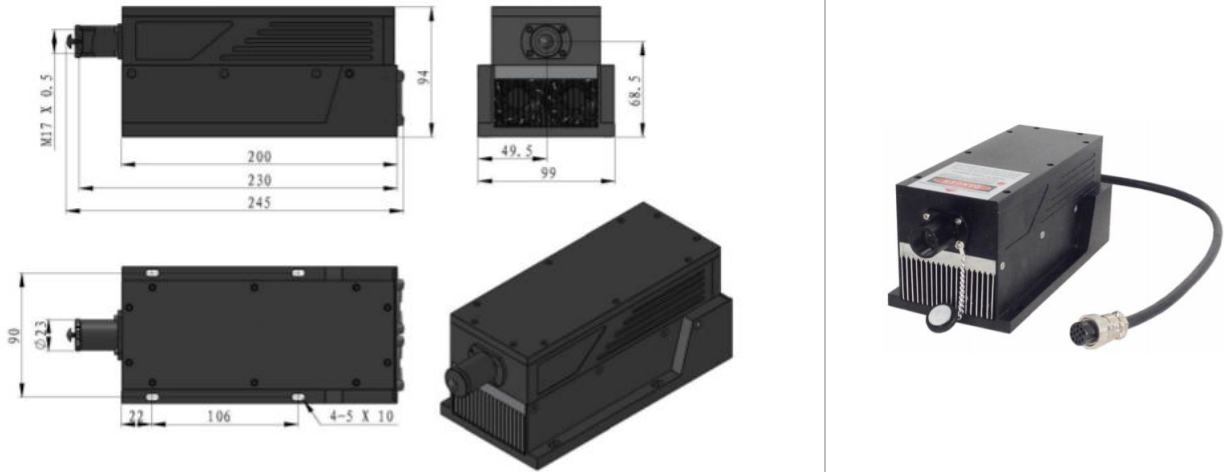
Remarks:

- Specifications of the CW laser is based on the laser performance at full power output after the specified warmup period. The stability of output power may change when output power is adjusted at a different power level.




Outline Dimensions (unit: mm)

Laser Head



Power Supply



Note: The above specifications are subject to change without notice.