



## DLNE633 Series 633nm Narrow Linewidth Diode Laser System up to 80mW

### Overview

The DLNE633 series diode laser is ideal for applications that require a wavelength of 633nm and output power levels up to 80mW. The laser features narrow spectral linewidth, stable wavelength, ultra-compact design, long operating lifetime, easy operation and FDA-compliant system with driver. The laser is widely used in precision measurement, high resolution spectrum analysis, and many other applications.

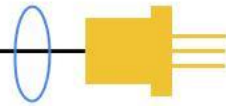


### Specifications

|   |  |   |  |
|---|--|---|--|
| <b>Model Number</b>                               | <b>DLNE633-XYPZ</b>  |   |  |
| Wavelength (nm)                                   | 633±0.5  |   |  |
| Output power (mW)                                 | >10 ( <b>X=10</b> ), >20 ( <b>X=20</b> ), >50 ( <b>X=50</b> ), >80 ( <b>X=80</b> ) |   |  |
| Transverse mode                                   | Near TEM <sub>00</sub>   |   |  |
| Operating mode                                    | CW   |   |  |
| Power stability (rms, over 4 hours)               | <1% ( <b>P=D</b> )   |   |  |
| Spectral linewidth (nm)                           | <0.06 ( <b>Z=M</b> ), <0.03 ( <b>Z=N</b> )   |   |  |
| Beam diameter at aperture (1/e <sup>2</sup> , mm) | ~2.0   |   |  |
| Beam divergence, full angle (mrad)                | <1.5   |   |  |
| Polarization ratio                                | >50:1, Horizontal ±5 degree  |   |  |
| Warm-up time (minutes)                            | <5   |   |  |
| Beam height from base plate (mm)                  | 30   |   |  |
| Operating temperature (°C)                        | 20-30  |   |  |
| Dimensions of laser head (mm)                     | 122.5(L)×65(W) ×50(H) mm <sup>3</sup>  |   |  |
| Weight of laser head (kg)                         | 1.0 kg   |   |  |
| Power supply                                      |  |   |  |
| Elite Power Supply ( <b>Y=E</b> )                 | Input voltage  | 85-264VAC                               |  |
|   | Dimensions   | 171(L) ×130(W) ×62.2(H) mm <sup>3</sup> |  |
|   | Weight   | 1.2 kg                                  |  |
|   | Notes  | Fixed output power                      |  |
| Expected lifetime (hours)                         | 10,000   |   |  |
| Warranty period                                   | 10 months  |   |  |
| FDA Compliance                                    | FDA CDRH Title 21 CFR 1040.10/11 Class IIIb  |   |  |

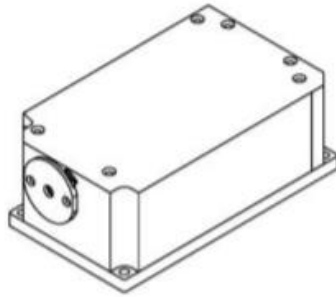
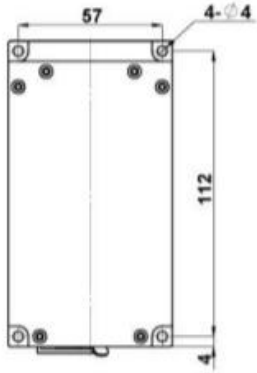

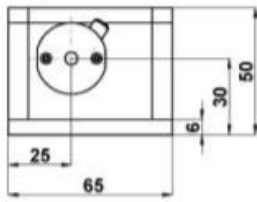
#### Remarks:

- Specifications of the CW laser is based on the laser performance at full power output after the specified warmup period. The stability of output power may change when output power is adjusted at a different power level.


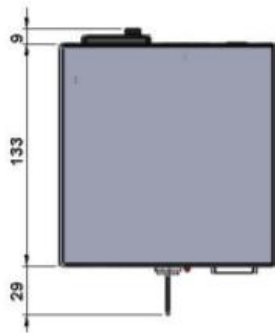
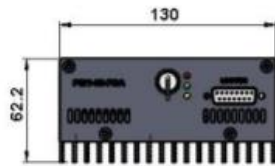


**Outline Dimensions (unit: mm)**

**Laser Head**



**Power Supply**



Note: The above specifications are subject to change without notice.