



DLNE1060 Series 1060nm Narrow Linewidth Diode Laser System up to 40mW

Overview

The DLNE1060 series diode laser is ideal for applications that require a wavelength of 1060nm and output power levels up to 40mW. The laser features narrow spectral linewidth, stable wavelength, ultra-compact design, long operating lifetime, easy operation and FDA-compliant system with driver. The laser is widely used in precision measurement, high resolution spectrum analysis, and many other applications.



Specifications

Model Number	DLNE1060-XYPZ	
Wavelength (nm)	1060±10	
Output power (mW)	>10 (X=10), >20 (X=20), >40 (X=40)	
Transverse mode	Near TEM ₀₀	
Operating mode	CW	
Power stability (rms, over 4 hours)	<1% (P=D)	
Spectral linewidth (nm)	<0.06 (Z=M), <0.03 (Z=N)	
M ² factor	<1.5	
Beam diameter at aperture (1/e ² , mm)	~3.5	
Beam divergence, full angle (mrad)	<1.0	
Warm-up time (minutes)	<5	
Beam height from base plate (mm)	30	
Operating temperature (°C)	20-30	
Dimensions of laser head (mm)	122.5(L)×65(W) ×50(H) mm ³	
Weight of laser head (kg)	1.0 kg	
Power supply		
Elite Power Supply (Y=E)	Input voltage	85-264VAC
	Dimensions	171(L) ×130(W) ×62.2(H) mm ³
	Weight	1.2 kg
	Notes	Fixed output power
Expected lifetime (hours)	10,000	
Warranty period	10 months	
FDA Compliance	FDA CDRH Title 21 CFR 1040.10/11 Class IIIb	

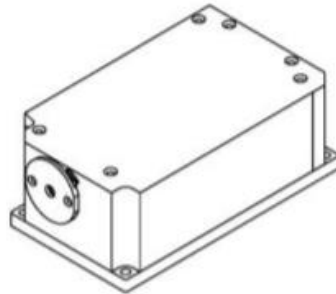
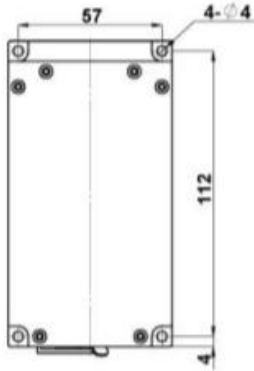

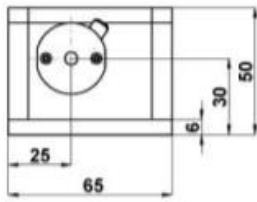
Remarks:

- Specifications of the CW laser is based on the laser performance at full power output after the specified warmup period. The stability of output power may change when output power is adjusted at a different power level.


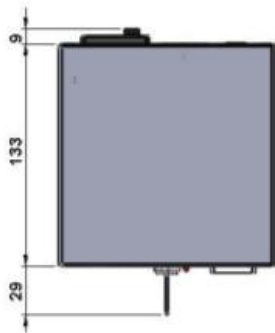
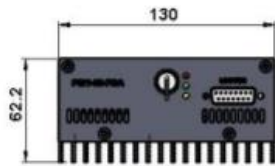


Outline Dimensions (unit: mm)

Laser Head



Power Supply



Note: The above specifications are subject to change without notice.